


Sensor-switched LED outdoor light

# GL 80 SC

Anthracite  
EAN 4007841 055479  
Article number 055479



LED

3000 K



intelligent high frequency sensor 160°



1 - 5 m



IP44



2 - 2000 lux



5 sec - 60 min



Light source not exchangeable



Control gear not exchangeable



soft light start

## Function description

Elevated, classy light for gardens and the like. The ideal sensor-switched bollard light for use anywhere around the building. As a single light or interconnected path light for installation along driveways. Easy to adjust and interconnect by app and Bluetooth. 63.25 cm in height, its base is made of durable aluminium and finished in anthracite or silver. Light enclosure in UV-resistant plastic. Concealed iHF sensor (160°) with a reach of up to 5 m. With soft-light start, high light function (10-50%) and manual override (3000 K).

## Technical specifications

Dimensions (L x W x H)	161 x 110 x 633 mm
With lamp	Yes, STEINEL LED system
Manufacturer's Warranty	3 years
With remote control	No
Version	Anthracite
PU1, EAN	4007841055479
Application, place	Outdoors
Application, room	garden, front door, courtyard & driveway, all round the building, terrace / balcony
Colour	Anthracite
includes sheet of self-adhesive numbers	No
Installation site	Stand mounted
Impact resistance	IK03
IP-rating	IP44
Protection class	I

Photo-cell controller	Yes
Luminous flux total product	650 lm
Measured luminous flux (360°)	650 lm
Total product efficiency	71 lm/W
Colour temperature	3000 K
Lamp	LED cannot be replaced
LED life expectancy (max. °C)	50000 h
Service life LED L70B50 (25°)	> 60000 h
Base	without
LED cooling system	Passive Thermo Control
Soft light start	Yes
Twilight setting	2 – 2000 lx
Time setting	5 s – 60 min.
Basic light level function	Yes
Basic light level function time	10-30 min, all night
Twilight setting TEACH	Yes

Sensor-switched LED outdoor light

# GL 80 SC

Anthracite  
EAN 4007841 055479  
Article number 055479



## Technical specifications

Ambient temperature	from -20 up to 40 °C
Housing material	Aluminium
Cover material	Plastic, opal
Mains power supply	220 – 240 V / 50 – 60 Hz
Output	9,1 W
Power consumption	1 W
Electronic scalability	Yes
Mechanical scalability	Yes
Reach, radial	r = 5 m (35 m <sup>2</sup> )
Reach, tangential	r = 5 m (35 m <sup>2</sup> )

Interconnection	Yes
Basic light level function in per cent	10 – 50 %
Basic light level function percentage, from	10 %
Basic light level function percentage, up to	50 %
Interconnection via	Bluetooth Mesh
Colour Rendering Index CRI	= 82
Detection angle	160 °
Product category	Sensor-switched LED outdoor light

## Accessories

EAN 4007841 088620

Wireless pushbutton TapDuo C

Sensor-switched LED outdoor light

# GL 80 SC

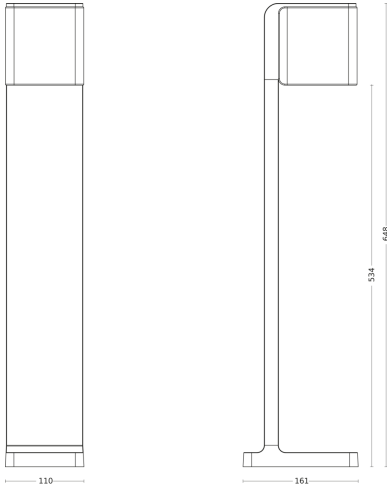
Anthracite

EAN 4007841 055479

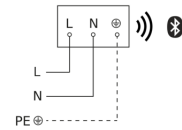
Article number 055479



## Dimension Drawing



## Circuit diagram Bluetooth



## Circuit diagram Bluetooth

